

TEL. 9575997, 9567298

## JANATA BANK LIMITED

For Previous Rate Sheet Click

PABX-575,

TREASURY DEPARTMENT

<https://goo.gl/URA0t4>

FAX NO. 88 02 9550438, 9564644

HEAD OFFICE, DHAKA

Exchange Rate Circular - 106

INDICATIVE

DATE : 01 Jun 2017

EFFECTIVE DATE: 01-03 Jun'17

Thursday

A) CROSS RATES OF SYD, TOK, HKG &amp; S.E. ASIAN FX MARKETS AS ON 01/06/2017

	GBP/USD	EUR/USD	USD/JPY	USD/C.DLR	USD/S.FRA	AUD/USD
SELLING	1.2874	1.1243	110.9300	1.3499	0.9684	0.7396
BUYING	1.2872	1.1239	110.9400	1.3504	0.9685	0.7395

B) JANATA BANK LTD'S CASH CURRENCY &amp; T.C TO PUBLIC TK PER UNIT OF FOREIGN CURRENCY

SELLING	CURRENCY	BUYING	SELLING	CURRENCY	BUYING
82.5000	US Dollar	81.5000	22.6000	Saudi Riyal	21.6500
104.3000	G. B. Pound	100.7000	22.0000	UAE. Dirham	21.1000
90.7000	Euro	87.5000	19.0000	MAL. Ringit	18.0000
58.5000	Sing. Dollar	57.0000	1.2500	Indian Rupee	1.2000

CASH SELLING AND BUYING RATES FOR ALL OTHER CURRENCIES WILL  
BE SAME AS SELLING T.T. & O.D AND BUYING O.D. TRANSFER

SELLING		NAME OF CURRENCY	BUYING			
T.T. & O.D.	B.C.		T.T. CLEAN	T.T. DOC	O.D. SIGHT EXP. BILLS	O.D. TRANSFER
81.5000	81.5500	US Dollar	80.1000	80.0100	79.8700	79.5800
105.5925	105.6312	G. B. POUND	102.7275	102.6116	102.3112	101.9906
92.3725	92.4062	EURO	89.4570	89.3558	88.9935	88.8311
0.7306	0.7309	JP. YEN	0.7215	0.7207	0.7186	0.7165
60.8638	60.8860	CAN. DLR	59.2713	59.2047	59.0318	58.8589
84.1410	84.1720	SWISS. FRANC	82.6433	82.5503	82.3093	82.0682
60.7655	60.7877	AUS. DLR	59.1896	59.1230	58.9504	58.7778
10.5470	10.5508	H.K. DLR	10.2747	10.2632	10.2332	10.2032
59.3513	59.3730	SING. DLR	57.8157		57.5821	57.4134
2.4136	2.4145	THI. BATH	2.3486		2.3391	2.3323
19.1604	19.1674	MAL. RINGIT	18.6530		18.5776	18.5232
22.3711	22.3792	UAE. DIRHAM			21.6999	21.6363
21.9105	21.9185	SAUDI RIYAL			21.2532	21.1900
22.5634	22.5716	QATAR RIYAL				21.8264
262.9316	263.0305	KUWAIT DINAR				251.0000
218.3538	218.4336	BAHRAIN DINAR				209.4008
12.0941	12.0985	CHINESE YUAN				11.6980

D) USANCE RATE:	30 DAYS	60 DAYS	90 DAYS	120 DAYS	150 DAYS	180 DAYS
US Dollar	79.5228	79.0555	78.5883	78.1210	77.6538	77.1865
G. B. POUND	101.7120	101.1127	100.2567	99.9142	99.3150	98.7157
EURO	88.4717	87.9498	87.2044	86.9062	86.3843	85.8625


E) FORWARD RATE:	1 MONTH	2 MONTHS	3 MONTHS	6 MONTHS	1 YEAR
SELLING US Dollar	81.7886	82.0773	82.3659	83.2319	0.0000
BUYING US Dollar	80.3503	80.6006	80.8509	81.6019	0.0000


F) NFCD INTT RATE: EFFCT:	01.06.17 to 15.06.17	1 MONTH	3 MONTHS	6 MONTHS	12 MONTHS
US Dollar		0.80050	0.95178	1.16489	1.47150
G. B. POUND		0.00225	0.04650	0.18925	0.38631
EURO		0.00000	0.00000	0.00000	0.00000

G) LIBOR AS ON 31/05/2017, 60 DAYS 1.12583 90 DAYS 1.21000 180 DAYS 1.41878


H) INDICATIVE RATE OF 01 SDR, USD WITH NTL, CUR OF ACU MEMBERS AS IMF RATE 26/05/17	IN. RS	N. RS	SL. RS	PK. RS	'BD TK	USD
USD 1	64.5942	103.2899	152.4999	104.8715	80.8050	
SDR 1	89.3679	142.9045	210.9878	145.0926	111.7960	1.3835

Rates mentioned in row C, D, E and F are applicable only for bank's own customers.

  
 Md. Tufail Ahmed  
 Officer  
 Prepared by

  
 A.S.M Omar Faruq Khan  
 SPO  
 Checked By

  
 Md. Mokhesur Rahman  
 SPO  
 Authorised Signature

  
 M.M. Awrangzeb  
 AGM  
 Authorised Signature